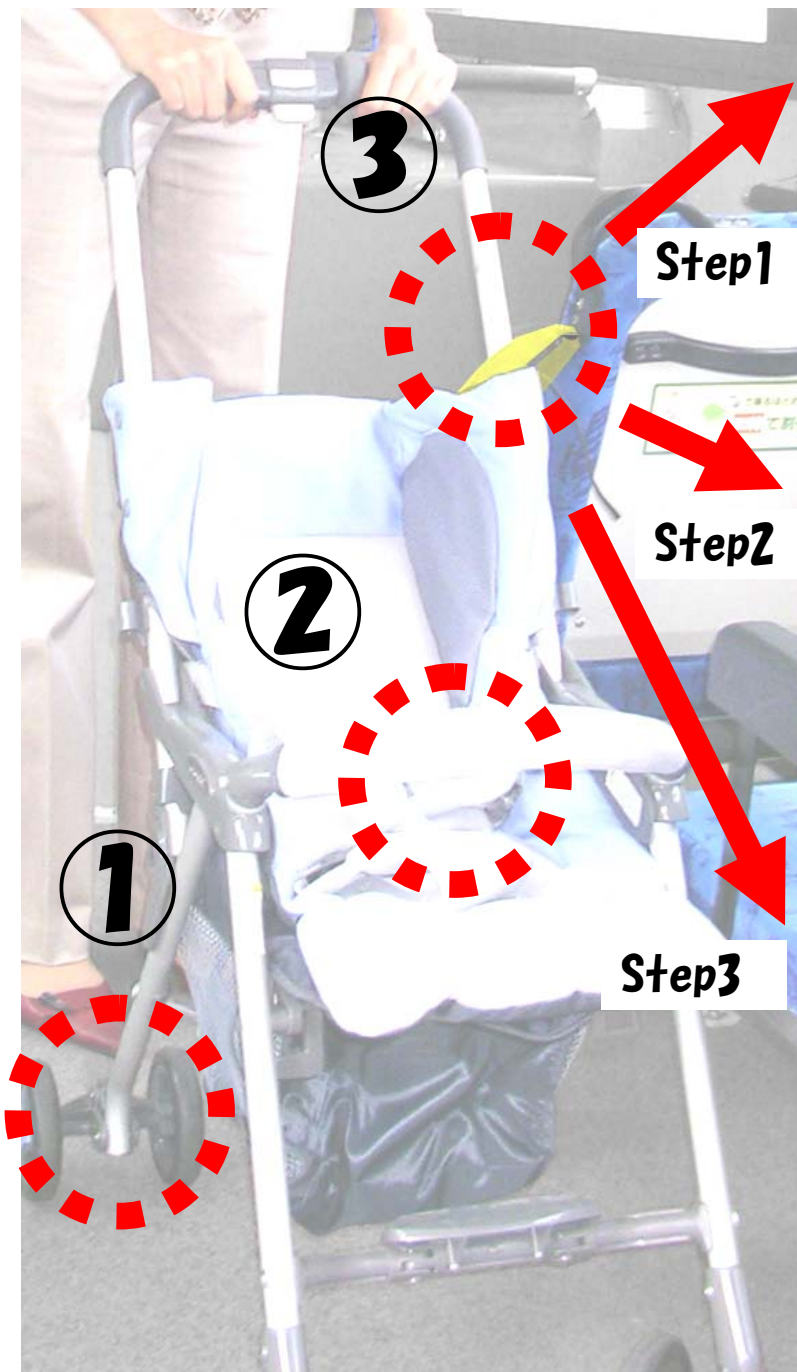


# How to Secure a BABY STROLLER

For your safety

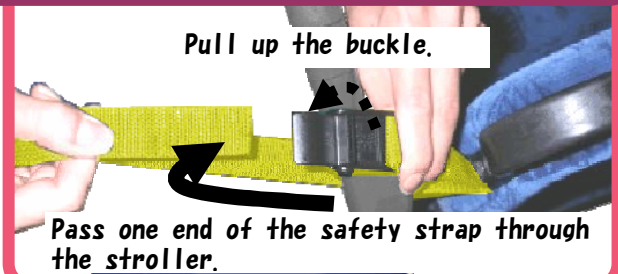


- ① Place the stroller backward to the direction of travel, and lock the stroller wheels.
- ② Make sure the **stroller** seatbelt is fastened.
- ③ Stabilize the stroller with the safety strap.



## How to use the safety strap ③-1

Pass one end of the safety strap through the stroller. Pull up the buckle.



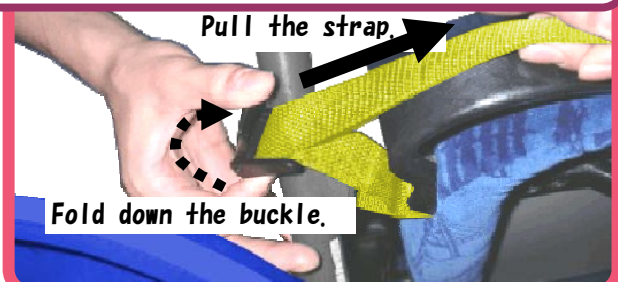
## How to use the safety strap ③-2

Pass the other end of the safety strap through the buckle.



## How to use the safety strap ③-3

Pull the strap tightly so the stroller is secured, and fold down the buckle.



To avoid accidents in case of sudden braking, please fix the stroller with the safety strap. Thank you for your cooperation.



For inquiries or information, Mail: [kt-unyu@city.yokohama.jp](mailto:kt-unyu@city.yokohama.jp) (Koutsu-kyoku Jidoushahonbu Unyu-ka)

<http://www.city.yokohama.lg.jp/koutuu/>

