

Let's Understand the Correct Way to Prepare for and Evacuate During a Natural Disaster, and Ready Ourselves for Torrential Rains, Earthquakes, and Other Catastrophes

Details on Pages 2 & 3

Prepare

It will be difficult to buy food and other daily necessities immediately after a disaster. Let's stockpile what we need in advance.

Stockpile Checklist

- Drinking water (9 liters per person for 3 days)
- Food (Instant foods, canned food, etc.)
- Emergency toilet packs (15 packs per person for 3 days)



Aim for at least a 3-day supply

Check Your Disaster Kit

- Flashlight, lantern
- Portable radio
- Valuables (cash, bankbook, official seal stamp, health insurance card, etc.)
- Masks, thermometer, other hygienic products
- Other essentials each person needs in their daily lives



Let's keep them in an "emergency kit" ready to go

Investigate

Let's confirm evacuation procedures in advance, including identifying nearby disaster risks and the best timing for evacuation.



Evacuate

When disaster strikes, let's pick the best way to evacuate based on conditions around us.



"Rolling Stock"* Is Important Too



Win a case of "Hamakko-doshi The Water" bottled water (24 x 500 ml bottles per case)

*Build an emergency stockpile by buying more food than you usually eat and replacing only what you actually consume, building up a stockpile over time



Presented to 10 lottery winners



How to Apply

Send a postcard with your postal number, address, name (including pronunciation for Japanese characters), telephone number, and age by decade (20s, 30s, etc.) addressed to: "Hamakko-doshi The Water" Present Desk, Waterworks Bureau Public-Private-Partnership Promotion Division, 50-10, Honcho 6-chome, Naka Ward, Yokohama, 231-0005

[Inquiries] Waterworks Bureau Public-Private-Partnership Promotion Division
Tel: 045-671-3085 Fax: 045-212-1169

*One application per person. Products will be delivered directly to the winners. There will be no public announcement of winners.

国勢調査
2020

October 1st
Is Population
Census Day

Please cooperate in answering the census questions online!

Convenient site open 24 hours. All data protected by encryption.

Census documents distribution period (including ID):

Sept. 14 (Mon.) – Sept. 30 (Wed.)

On-line census filing period: Sept. 14 (Mon.) – Oct. 7 (Wed.)



Response site
QR code

Let's Do Everything Possible to Protect Our Lives in a Disaster

The torrential rains this past July, now known as the "2020 Torrential Rains," inflicted devastating damage across broad swaths of Japan. From Kyushu in the south to central Japan and even Tohoku in the north, these rains triggered mudslides and caused rivers to flood their banks. In recent years record rainfall, typhoons, and other natural disasters have inflicted grievous damage time and again in every corner of Japan.

The City of Yokohama is no exception. Last autumn's typhoon damaged seawalls and port facilities along our coastline and triggered landslides and damaged homes in other parts of the city. We have gone all out to provide aid to citizens and business owners who suffered losses in the storm. When rebuilding the seawalls in Kanazawa Ward's Fuku'ura and Sachiura districts we have installed wave-damping blocks and increased the height of the seawalls themselves to meet the largest projected waves and high tides in coming years.

We are also pushing steadfastly ahead with measures to prevent the spread of the new corona virus during a natural disaster. When it is difficult for you to shelter in place at home or evacuate to the homes of relatives or friends living in safe locations, we are working to make sure you can go to an evacuation center without hesitation by stocking our centers with alcohol disinfectants, face masks, and other infection prevention gear. We have prepared a booklet summarizing the key points for preventing infections when opening and operating an evacuation center, and are distributing it to all those who involved in opening and managing the centers. In order to avoid the 3Cs (closed spaces, crowded places, close contact) at evacuation centers, we are also establishing additional new regional disaster evacuation centers and working to increase evacuation space.



Hayashi Fumiko
Mayor of Yokohama

Going forward, the City of Yokohama will continue to do all in our power to protect both the lives and the way of life of all our citizens. We can never know when disaster might strike. I ask that all of you use your hazard maps to identify possible dangers in the vicinities where you live and map out your own safest evacuation routes, that you prepare and continue to check and update the gear and supplies you will need to take with you if you do have to evacuate, and in every other way keep yourself well prepared as you go about your daily lives.

Wind, Floods and Earthquakes

Let's Understand the Basics of Emergency Evacuations and Get Ready in Advance

It is important to have a correct understanding of how to evacuate in an emergency depending on both the nature of the disaster and your own immediate environment. Let's investigate in advance where we should evacuate to and what preparations we should make in advance.



Floods and Wind

What to Do in Advance

Know the Risks in Your Area

Let's use a hazard map and other information to reacquaint ourselves with the disaster risks near where we live, for example, whether or not we live in a designated landslide hazard area or possible flood and inundation hazard area.

Confirm Your Evacuation Timing

In the case of typhoons and torrential rains it is possible to project their most likely scale and path in advance. Planning ahead for what to do when they arrive leads directly to appropriate evacuation strategies.

Let's all create our own evacuation plans ("My Timeline") in advance.

You can download a "My Timeline" template from the City of Yokohama webpage.

横浜市 マイ・タイムライン [Search](#)

Understanding How to Evacuate

Evacuating is all about securing your own safety. It does not always mean evacuating to an evacuation center run by the local authorities.

Likewise, the evacuation centers set up during wind and rain disasters are not always located in the same place as evacuation centers opened after an earthquake. Please visit the website of your ward of residence to confirm in advance where your own evacuation centers are located.

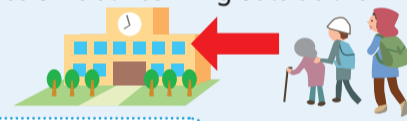
横浜市 風水害時に開設される避難場所 [Search](#)

Information Provided by Alert Level

Alert Level 5	Disaster Outbreak Information
Alert Level 4	Evacuation advisory, evacuation order (urgent) Evacuation information urging "full evacuation from dangerous locations"
Alert Level 3	Prepare for evacuation. Start evacuating the elderly and others in need Evacuation information urging complete evacuation of the elderly and others requiring extra time from dangerous locations, and for all others to get ready to evacuate
Alert Level 2	Flooding advisory, torrential rain advisory
Alert Level 1	Early warning information

Horizontal evacuation

Evacuate to a safe location (designated emergency evacuation sites or other evacuation sites, the nearest high ground, or the homes of relatives living outside the designated landslide hazard area, etc.)



Vertical evacuation

Evacuate to the second or higher floors of a sturdy structure, or to multi-story buildings in your vicinity



Major Typhoon or Torrential Rain Striking Yokohama City

What to Do When Disaster Strikes

Implement Evacuation


- Let's evacuate when an Alert Level 3 (Prepare for evacuation. Begin evacuation of elderly and others in need) or Alert Level 4 (Evacuation advisory) has been issued for the area where you live.
- Please continuously track disaster information using Yokohama's Disaster Information E-mails, television news, and other information sources.

横浜市 防災情報Eメール

[Search](#)

- Let's take appropriate action to evacuate depending on your own local conditions, even if an official evacuation advisory has not been issued.
- If you find yourself in imminent danger, you can evacuate "in-home" to a safer part of the building you are in.

In-home evacuation (side opposite a dangerous slope)



In-home evacuation to safer area (side of the house opposite the slope or other dangers, second floor or higher)

Earthquakes

What to Do in Advance

Confirm your own evacuation center (regional disaster evacuation center)

The city will open all its evacuation centers (regional disaster evacuation centers) if an earthquake seismic measuring 5 upper on the Japanese seismic intensity scale is detected at even one location within city limits. Let's all confirm the location of our own evacuation centers (regional disaster prevention centers) through the website of your ward of residence.



Earthquake Measuring Seismic Intensity 5 Upper or More Within City Limits

Following an Earthquake

Check damage to your home and your surroundings

Is there a risk of fire or collapsing buildings, either at home or nearby? Will it be difficult to keep on living in your own home?



Yes

Evacuate to a regional evacuation center

People who have no place to live because their homes have collapsed or been damaged by fire can stay temporarily at an evacuation center (regional disaster evacuation center). In light of the new coronavirus infection, however, it is important to arrange multiple options in advance, including evacuating to the homes of relatives or friends living in safe locations.

No

Continue Living at Home

Let's continue to live at home. You can still visit your local evacuation center (regional disaster evacuation center) to get necessary supplies and information.

Things to Remember When You Evacuate

When staying at an evacuation center it is important to be considerate of and cooperate with the other evacuees. Be sure to keep a supply kit stocked with food and other daily necessities at home at all times, and bring it with you when you go to the evacuation center.

Following proper hand-washing and coughing etiquette at the evacuation center to prevent new coronavirus infections is essential to safeguarding not only yourself but the people around you. We ask that you also bring your own thermometers, facemasks, and other hygienic products as a further way of preventing infections.

To better understand the City of Yokohama's approach to preventing new coronavirus infections at evacuation centers (regional disaster evacuation centers), please see the article "Key Points for Opening and Operating Regional Disaster Evacuation Centers in Light of the New Coronavirus Epidemic" on the City of Yokohama webpage.

横浜市 避難所における新型コロナウイルス対応 [Search](#)

[Inquiries]

Concerning evacuation center management and hazard maps contact the General Affairs Bureau Evacuation Assistance Desk Tel: 045-671-2011 Fax: 045-641-1677
For "My Timeline" evacuation procedures please contact the General Affairs Bureau Regional Support Desk Tel: 045-671-3456 Fax: 045-641-1677

Daily Preparation is Key to Protecting Yourself in a Disaster

Let's Prepare by Reinforcing Our Homes Against Earthquakes and Fire

Earthquake Countermeasures

Let's Take Steps Now to Prevent Injuries and Evacuation Delays from Toppling Furniture

Furniture and home appliances that topple over in an earthquake can cause injuries, delay your escape from buildings, and trigger electrical fires. In order to better protect ourselves and the lives of our families, let's act now to install attachments that can prevent furniture and appliances from falling over in a quake.

Free Installation of Attachments to Anchor Furniture in Earthquakes

A special, free service is available to install attachments that can prevent furniture from toppling over in an earthquake. This service is available only to households in which all the residents meet one or more of the following six qualifications (Note that participants must pay the cost of the attachments themselves).

- 1) 65-years-old or older
- 2) Possesses a physical disability handbook
- 3) Possesses an "Ai-no-techo" Intellectual Disability Handbook
- 4) Possesses a Mental Disability Handbook
- 5) Has been determined under the Long-Term Care Insurance Act to require long-term care or support
- 6) Is a middle school student or younger

※ This service is available to individuals who have graduated from middle school and are younger than 64 only if they fall under one or more of categories 2), 3), 4), and 5).

※ Individuals who have used the program before may not apply a second time.

【Applications】 Until Nov. 30 (Mon.) (In order received)

【Inquiries】

Regarding attachments to keep furniture from toppling over and free installation services

NPO Yokohama Machizukuri Center

Tel: 045-262-0667 Fax: 045-315-4099

How to prevent furniture from falling over in an earthquake

General Affairs Bureau Regional Disaster Prevention Division

Tel: 045-671-3456 Fax: 045-641-1677

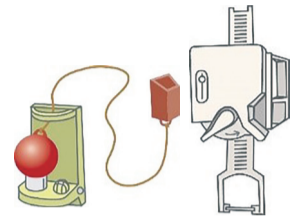


Fire Countermeasures

Let's Install Earthquake-detecting Breakers to Prevent Earthquake-caused Fires

Many of the fires accompanying earthquakes are triggered by electric sparks. "Earthquake-detecting breakers" are devices that turn off your electricity automatically when they detect a large shockwave, and are effective in preventing electrical fires.

Simple vibration-detecting breakers are comparatively easy to install yourself, and many low-cost models are available. Let's take this opportunity to consider installing vibration-detecting breakers.



▲ Example of a simple vibration detector fitted to a circuit board.

【Inquiries】 General Affairs Bureau Regional Disaster Prevention Division
Tel: 045-671-3456 Fax: 045-641-1677

By Making Our Homes More Fire-resistant We Protect Not Only Our Own Homes but Our Entire Community from Fire

When a large earthquake strikes and sets off fires in areas with numerous wooden houses, the flames can easily leap from structure to structure and cause vast damage. If you take steps when you rebuild your current home to turn it into a "fire-resistant building," you can make not only your own home but all of the houses around you and your entire community more resistant to fire.



Fire-resistant Buildings

- Columns, crossbeams, walls and other important structural elements are covered with inflammable materials
- Fire prevention equipment has been installed for windows and other openings.

横浜市 まちの不燃化

Search

【Inquiries】 Urban Development Bureau Disaster Preventing Community Planning Promotion Division
Tel: 045-671-3595 Fax: 045-663-5225