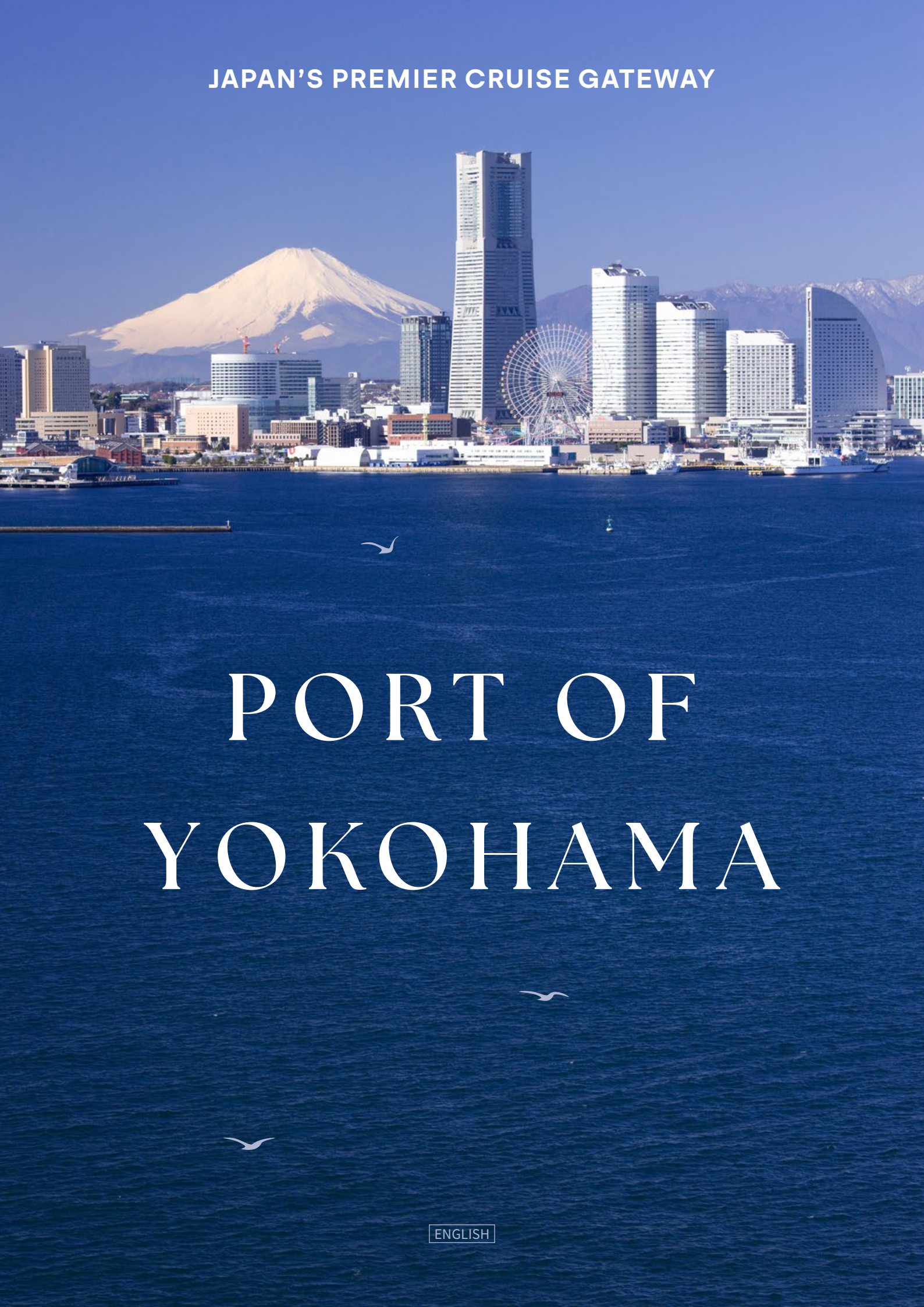


JAPAN'S PREMIER CRUISE GATEWAY

An aerial view of the Port of Yokohama, Japan. The foreground is dominated by the deep blue water of the harbor, with several white seagulls in flight. In the middle ground, the city skyline is visible, featuring a prominent tall skyscraper (Landmark Tower), a large Ferris wheel, and various other modern buildings. In the background, the snow-capped Mount Fuji rises majestically under a clear blue sky.

PORT OF YOKOHAMA

ENGLISH



Welcome to Yokohama, Japan's ocean gateway

With its historic port being one of the first to open to the world, Yokohama remains one of the country's most iconic maritime destinations. Just 25 minutes by train from central Tokyo, this vibrant city is home to Japan's most popular cruise port, offering visitors seamless entry into a world of both rich history and sophisticated modernity.

Be it a brief stop or the beginning of a round-the-world voyage, the Port of Yokohama offers convenience, charm, and easy connections across Japan, serving as the home port for many nationwide cruise itineraries. Ships berth right in the heart of the city, within walking distance of world-class restaurants, stores, museums, waterfront parks, and panoramic harbor views.

Long a place of exchange, Yokohama sits at the intersection of East and West, tradition and innovation. Its historic legacy lives on in its cosmopolitan atmosphere, dynamic cultural scene, and international cuisine.

With its award-winning passenger terminal, warm hospitality, and strategic location, Yokohama is not just any port of call—it's the perfect place to begin or end your Japanese adventure.

Getting to Yokohama

Centrally Located

Effortlessly connected, vibrant Yokohama is the perfect gateway to Japan. Less than 30 minutes from central Tokyo, with direct access to Haneda and Narita airports as well as the Tokaido Shinkansen bullet train, its location offers seamless travel to scenic Hakone, historic Kamakura, Kyoto, Osaka, and beyond.

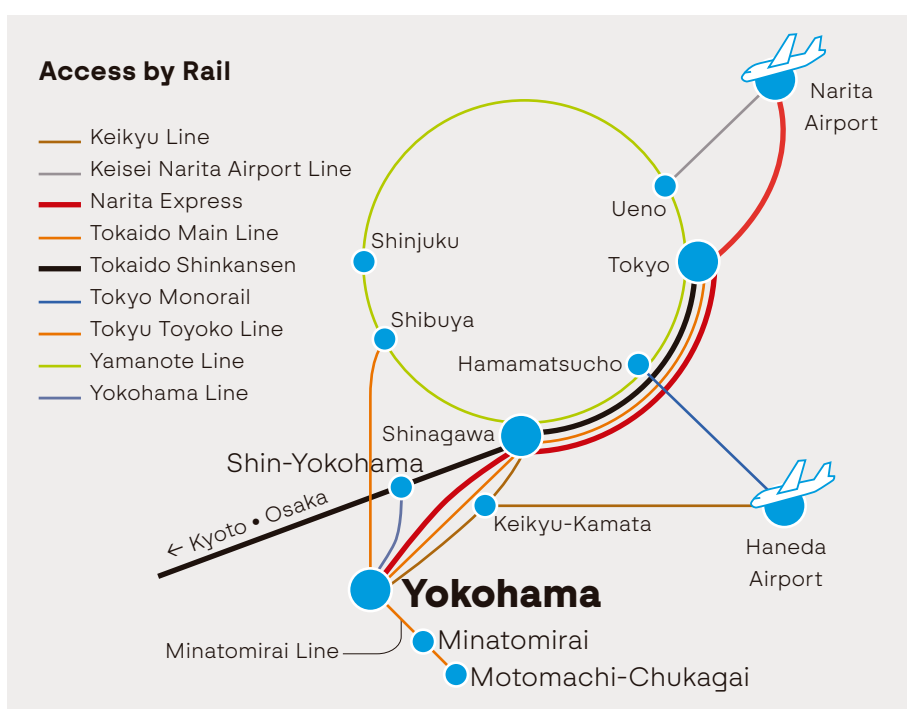


From International Airports

Yokohama is only 30 minutes from Haneda Airport by train or Limousine bus. Narita Airport is around 90 minutes away by express train or Limousine bus.

From Central Tokyo

Yokohama lies just 25 minutes from Tokyo Station via the JR Tokaido, Yokosuka, and Keihin-Tohoku Lines; 16 minutes from Shinagawa with additional access via the Shonan-Shinjuku Line; and 25 minutes from Shibuya via the Tokyu Toyoko and JR Shonan-Shinjuku Lines.

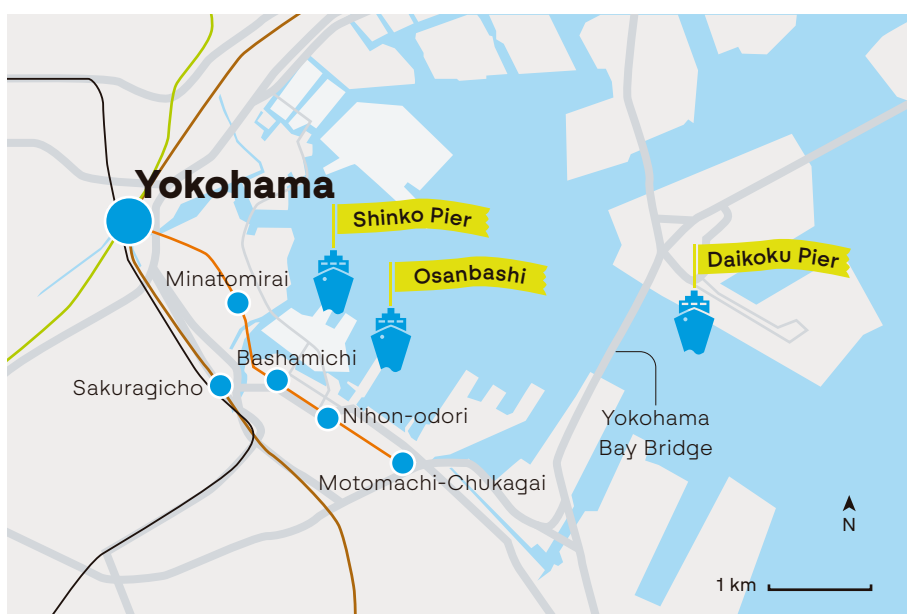


Cruise Terminal Map

As a vibrant port city, Yokohama is served by three convenient terminals:

- **Osanbashi**, just a 10-minute drive from Yokohama Station
- **Shinko Pier**, offering seamless access to top-class entertainment and dining
- **Daikoku Pier**, 30 minutes away and suited for mega ships

All three terminals are also a short drive away from the nearest Shinkansen bullet train station, Shin-Yokohama.



Osanbashi Yokohama International Passenger Terminal

Osanbashi Yokohama International Passenger Terminal is one of the world's leading cruise terminals, welcoming ships from across the globe. Its iconic rooftop, shaped like gentle rolling waves and reminiscent of a whale's back rising from the sea, is designed to blend seamlessly with the harbor.

Berth specifications

- Berth length: 450 m x 2
(Shinko side, Yamashita side)
- Water depth: 12.0–10.0 m (Berths A–D)
- Fender systems:
Shinko side: 40 units
Yamashita side: 46 units
- Mooring bollards:
Shinko side: 20 units
Yamashita side: 24 units
- Apron width: 20 m

Terminal size

- Total floor area: Approx. 44,000 m²

Available facilities and services

- Currency exchange
- Free Wi-Fi
- Tourist information center
- Souvenir shops
- Café
- Cashless coin lockers
- Electric wheelchair rental
- SIM card sales

Parking facilities (bus and taxi pools) and capacity

- Bus parking: available
- Taxi pool: available
- Parking capacity:
Approx. 400 vehicles

Address

- 1-1-4 Kaigandori, Naka-ku, Yokohama

Access from the nearest station

- Minatomirai Line Nihon-Odori Station,
Exit 3: 7-minute walk
- Yokohama Municipal Subway / JR
Kannai Station: 15-minute walk



Maximum vessel size

- 120,000 GT

Events (held at the facility or in the surrounding area)

- Yokohama Port Opening Festival
- Osanbashi Marche Market
- Yoronoyo Illuminations
- Photogenic Illuminations
- Yokohama Night Flowers Fireworks
- Cruise ship send-off events, etc.


Key strengths

A permanent passenger boarding bridge ensures seamless cruise operations, with passenger flows kept entirely separate from cargo handling. Above, a 24-hour rooftop plaza offers front-row views of cruise ship arrivals and departures, day or night.

Yokohama Chinatown

Welcome to Yokohama Chinatown—Japan’s largest Chinatown. Spanning 250,000 square meters and home to over 600 shops, this dynamic food paradise has thrived since Chinese immigrants first arrived in the 19th century following the opening of Yokohama’s port. From steamed meat buns and juicy dumplings to charming teahouses, visitors can savor authentic Chinese flavors and irresistible aromas at every turn. For two weeks early each year, the Spring Festival brings the neighborhood to life with festive lion and dragon dances and an epic emperor’s parade, making it a must-visit destination for anyone eager to experience the vibrant culture and unbeatable food scene of Yokohama.

<https://www.chinatown.or.jp/>



Yokohama Night Flowers Fireworks


Held throughout the year—including winter—Yokohama Night Flowers is another ode to the city’s love of beautiful blooms. Colorful, flower-inspired fireworks light up the skies above the piers of Yokohama Port, with five-minute displays taking place up to four times a month in the early evenings.

<https://www.yokohamajapan.com/events/detail.php?id=269>



Flower Viewing at City Parks

The highlight of Yokohama’s floral calendar is the Garden Necklace Yokohama event, a three-month celebration which starts in spring where cherry blossoms give way to tulips, then roses, and finally hydrangeas in a floral relay across the city, including Yamashita Park and the Yokohama English Garden. There are also sweet treats inspired by the flowers of the season to enjoy.



Sporting Events at YOKOHAMA STADIUM

Set in downtown Yokohama just a stone’s throw from the sea, this open-air stadium is more than just home to the YOKOHAMA DeNA BAYSTARS baseball team—it’s a refreshing way to experience Japanese sports culture. From baseball and American football to live concerts, spectators can enjoy an energizing atmosphere that blends relaxation and leisure with the joy of Japanese community spirit.

<https://www.yokohama-stadium.co.jp>
<https://www.baystars.co.jp/english/>



BASEGATE Yokohama Kannai

A lively new addition to central Yokohama, BASEGATE Yokohama Kannai blends retro charm with contemporary flair as it preserves and repurposes the former City Hall administrative building, incorporating the new OMO7 Yokohama by Hoshino Resorts as a “Legacy Hotel.” Home to 34 eateries in one of the best curated food halls in the country, BASEGATE Yokohama Kannai also features standout attractions like THE LIVE Supported by DAIWA JISYO, a live viewing arena with immersive sports fixtures and live music screenings, and Wonderia Supported by Umios, a captivating sensory journey filled with surprises and new discoveries.

<https://basegate-yokohama-kannai.com/>



Shinko Pier Cruise Terminal (Yokohama Hammerhead)

Set in the heart of Minato Mirai, Shinko Pier Cruise Terminal (Yokohama Hammerhead) combines an international cruise terminal, a luxury hotel, and a vibrant commercial facility centered around cafes and restaurants into one modern, accessible complex.

Berth specifications


- Berth length: 340 m
- Water depth: 9.5 m
- Fender systems: 25 units
- Mooring bollards: 16 units
- Apron width: 20 m

Terminal size

- Total floor area: Approx. 4,200 m²

Available facilities and services

- Free Wi-Fi
- Tourist information services
- Hotel and commercial facilities within the building (Restaurants, cafés, convenience stores, currency exchange, coin lockers, etc.)



Parking facilities (bus and taxi pools) and capacity

- Bus parking: available
- Taxi pool: available
- Parking capacity: Approx. 350 vehicles

Address

- 2-14-1 Shinko, Naka-ku, Yokohama

Access from the nearest station

- Minatomirai Line Bashamichi Station, Exit 4: 10-minute walk

Standard vessel size

- 70,000 GT

Events (held at the facility or in the surrounding area)

- Yokohama Port Opening Festival
- Yokohama Marathon
- Yokohama Night Flowers Fireworks
- Bay Walk Market
- Cruise ship send-off events, etc.

Key strengths

Surrounded by Yokohama's most iconic attractions, including the historic Yokohama Red Brick Warehouse, World Porters shopping mall, and the Minato Mirai 21 area, the terminal places the city's lively waterfront just steps away. You can also experience historical structures including the Hammerhead Crane up close.

Yokohama Red Brick Warehouse

The Yokohama Red Brick Warehouse stands as a vibrant symbol of Yokohama's rich history and dynamic culture. Originally built in the early 1900s as customs warehouses serving the bustling port, these iconic red-brick buildings have been thoughtfully repurposed to blend historic charm with contemporary urban life. Today, the space pulses with year-round celebration—come fall, the festive clink of steins fills the air during Oktoberfest. When winter arrives, the area transforms into a magical Christmas market and ice-skating rink, where festive cheer meets artistic flair, while summer brings a taste of beach life to get you in the mood to chill at the Red Brick Resort. With its many charming shops, cozy cafes, and stunning harbor views, the Red Brick Warehouse invites visitors to relax, explore, and experience the spirit of a city that honors its past while embracing the future.

<https://www.yokohama-akarenga.jp/>



DREAM DOOR YOKOHAMA HAMMERHEAD

A slice of nature in the middle of the city, DREAM DOOR YOKOHAMA HAMMERHEAD is a spacious outdoor venue with a café and bar, open green spaces, stunning Yokohama harbor views, and a barbecue area where diners can enjoy exceptional food along with a view of the sea. Here, you feel like you're camping right in the middle of bustling Minato Mirai.

<https://yokohama.dreamdoor.jp/>

Yokohama Air Cabin

Yokohama Air Cabin is a 630-meter-long urban ropeway conveniently connecting Sakuragicho Station and Unga Park. With air cooling system-equipped cabins and sweeping views of Yokohama's picturesque bay, iconic landmarks, and bustling harbor, this unique attraction offers a fresh way to experience the city, especially when soaring high over the city at night.

<https://yokohama-air-cabin.jp/en/>

Manyo Club

Rising above the cityscape, Manyo Club offers a unique onsen experience in the heart of Yokohama. Relax in spacious communal baths or private hot spring suites, take in panoramic views from the rooftop footbath, and unwind with indulgent spa treatments, or refined Japanese cuisine.

<https://www.manyo.co.jp/mm21/language/?mode=en>



CUPNOODLES MUSEUM YOKOHAMA

An interactive museum celebrating the invention and global impact of instant noodles. Feel inspired by the "Creative Thinking" of Momofuku Ando, the founder of Nissin Food Products and inventor of Chicken Ramen, the world's first instant noodles, and learn how a good idea can take the world by storm! The museum features many hands-on exhibits about the history and science of instant noodles, and offers the opportunity to create your own completely original CUPNOODLES.

<http://www.cupnoodles-museum.jp>

Daikoku Pier Cruise Terminal

Capable of accommodating ultra-large cruise ships that cannot pass under the Yokohama Bay Bridge, Daikoku Pier Cruise Terminal offers striking panoramic views of Minato Mirai, with Mount Fuji appearing beyond the harbor on clear days to greet arriving cruise visitors.



Berth specifications

- P3: Berth length 290 m / Water depth 12 m
 - T3: Berth length 185 m / Water depth 11 m
- ※The berth between P3 to T3 forms a contiguous structure.
- Fender systems:
 - P3: 20 units
 - T3: 12 units
 - Mooring bollards:
 - P3: 10 units
 - T3: 6 units
 - Apron width: 20 m

Terminal size

- Total floor area: Approx. 4,500 m²

Available facilities and services

- Currency exchange
- Free Wi-Fi

Parking facilities and capacity

- Private vehicles (limited to pick-up/drop-off): 50 (temporary parking during port calls only)
- Bus parking: available (temporary parking during port calls only)
- Taxi pool: available (installed temporarily during port calls)

Address

- 13 Daikoku Pier, Tsurumi-ku, Yokohama



Access from the nearest station

- From Yokohama Municipal Bus “Yokohama Station (East Exit Bus Terminal, Stop No. 14),”
- Take Route 109 and get off at “Daikoku Zeikan Seimon-mae,” then walk 8 minutes.
- Due to limited service frequency, taxi use is recommended. (Sakuragicho Station: approx. 20 minutes / Haneda Airport: approx. 30 minutes)

Maximum vessel size

- 220,000 GT

Key strengths and distinctive features

The spacious yard facilitates easy cargo handling at the port of departure and arrival, as well as the handling of cruise passengers' larger luggage.

Yokohama Through the Year

From the moment you step ashore, Yokohama offers you unlimited discoveries. Throughout the year, the city buzzes with energy, hosting a vibrant calendar of events that bring its culture and creativity to life. With seasonal celebrations, traditional festivals, outdoor adventures, and sports events, there's always something to enjoy, no matter when you visit.

January ~ February



Japanese New Year (Oshogatsu)



Chinese New Year (Spring Festival)



"Sakedokoro Nabegoya"
Japanese Sake & Hot Pot Event

March ~ April



Cherry Blossoms



Yokohama Port Opening Month



Hakkeijima Hydrangea Festival

July ~ August



Yokohama Summer Fireworks



Sankeien Garden Harvest Moon Viewing




Yokohama Oktober Fest

November



Autumn Leaves



Illuminations & Light Festival

December



Christmas Market at the
Yokohama Red Brick Warehouse

Sankeien Garden

A Classic Japanese Escape in the Heart of the City

Overlooked by a three-story pagoda on a small hill, Sankeien is a quintessential Japanese garden that embodies the timeless charm of traditional Japan. Covering a vast landscape of ponds, streams, waterfalls, and meandering trails, the garden is adorned with seasonal splendor throughout the year—from pale pink cherry blossoms in spring and vivid lotus blooms in summer, to fiery maple leaves in autumn and tranquil snow-dusted vistas in winter. Historic teahouses and culturally significant buildings relocated from across Japan offer visitors moments of quiet reflection. Whether you're enjoying a peaceful stroll, sipping a bowl of matcha, or joining a volunteer-led guided tour, Sankeien provides an immersive floral retreat that exemplifies Yokohama's deep appreciation for seasonal beauty—right in the heart of Yokohama.

<https://www.sankeien.or.jp/>



MAP C1

Zazen Experience at Sojiji Temple

Discover inner calm through Zazen (seated meditation) at Sojiji Temple—one of only two head temples of Soto Zen Buddhism in Japan. Surrounded by tranquil grounds, this historic temple offers the ideal setting to practice Zen meditation and engage with centuries of spiritual tradition.

<https://www.sojiji.jp/en/>



Bar Hopping in Noge

Noge is Yokohama's buzzing food and nightlife district, where lantern-lit alleys brim with cozy bars and quirky eateries, each bursting with unique flavors and charm.

Feast on sizzling kushikatsu, fresh sushi, ramen, yakitori, and other local favorites, then slip into lively jazz bars or retro taverns run by friendly locals.



MAP C5

FURTHER AFIELD



Kamakura

Just 30 minutes from Yokohama, Kamakura is a charming coastal town steeped in history and tradition. Stroll down picture-perfect shopping streets lined with local treats and crafts, explore serene shrines nestled among wooded hills, or unwind at beachside cafés with ocean views.



Hakone

Around 90 minutes away by train, Hakone offers the perfect mix of relaxation and adventure. Soak in soothing hot springs, ride a cable car above steaming volcanic valleys, or cruise across scenic Lake Ashi accompanied, on clear days, with views of Mt. Fuji.



MAP B4

Shiseido Beauty Park

Located at Shiseido Global Innovation Center, Shiseido Beauty Park is a multi-level complex where visitors can experience cutting-edge beauty science.

Shiseido Kitchen Lab offers a unique dining experience with menu items tailored to seasonal beauty concerns and inspired by Shiseido’s innovative scientific research on the connections between skin, body, and mind. Visitors can also enjoy Shiseido’s original BEAUTY YAKUZEN meals, sweets, and signature blended teas. The fibona Lab provides the chance to try and purchase original products developed in-house based on the latest research.

Immersive visuals that apply sensorial science to make you more beautiful simply by watching are shown on one of the world’s largest 16K screens. Special seats (same-day reservation, free) enrich the experience with the addition of sound and fragrance. Shiseido Beauty Park offers a variety of other unique experiences, including a beauty checkup service (reservation required) to measure skin, body, and mind and predict how your skin will look in the future.

Experience Shiseido’s multifaceted approach to beauty and discover a new side of yourself.

<https://shiseidobeautypark.shiseido.com/en/>



Shin-Yokohama Ramen Museum

Step into a nostalgic replica townscape of Japan in the year Showa 33 (1958) at the Shin-Yokohama Ramen Museum, where visitors can explore the history of ramen and sample regional styles from famous shops. With a beginner-friendly ramen noodle-making experience and a chance to make your own custom instant ramen, this ramen-themed amusement park offers a fun-filled fusion of culture, entertainment, and flavor.

<https://www.raumen.co.jp/english/>



MAP B1

Shopping in Yokohama

Yokohama is a shopper’s paradise, featuring upscale department stores like Yokohama Takashimaya **A4** and Sogo Yokohama

A4 where you’ll find luxury brands, cosmetics, and gourmet food halls. For a more casual vibe, Yokohama World Porters **C4** offers a mix of fashion, dining, and entertainment—all conveniently located just steps from the scenic waterfront.



GREEN×EXPO 2027

From March to September 2027, the International Horticultural Expo will transform 100 hectares of Yokohama into a celebration of the city’s connection to flowers and greenery. Visitors can enjoy indoor and outdoor exhibits, themed pavilions, gardens that change with the season, and hands-on nature experiences. To create the Expo theme of “Scenery of the Future for Happiness,” venues that represent a greener society will be developed, along with spaces for co-creation.

<https://expo2027.yokohama.or.jp/en/>



Yokohama Nanbu Market Commercial Complex

A vibrant foodie hub by the sea that brings the local community together. Stroll through open-air plazas, take part in hands-on cooking experiences, and enjoy a lively calendar of food-focused events. The market features everything from fresh local produce, seafood, and meats to bakeries, cafés, and both Japanese and Western-style eateries.

https://www.branch-sc.com/yokohama_nanbu/#



Hotels in Yokohama

Home to over 20,000 hotel rooms across the city, Yokohama makes it easy for cruise passengers to enjoy a comfortable stay during their time ashore. Heritage institutions steeped in cultural tradition, sleek modern retreats, and luxurious stays—these and more are just minutes from the terminal and ideal for overnight stays or multiday itineraries. The city combines smooth cruise access with quick connections to high-speed trains and international airports—all within a compact, walkable setting well known for its Japanese hospitality and international comfort.



MAP E4

The Gate Hotel Yokohama by HULIC

- 111 rooms
- 4-minute walk from Motomachi-Chukagai Station



MAP D5

Hotel JAL City Kannai Yokohama

- 170 rooms
- 2-minute walk from Nihon-Odori Station



MAP B3

Hilton Yokohama

- 339 rooms
- 5-minute walk from Shin-Takashima Station



MAP E4

Hotel New Grand

- 230 rooms
- 3-minute walk from Motomachi-Chukagai Station



MAP C4

APA Hotel & Resort Yokohama Bay Tower

- 2,311 rooms
- 3-minute walk from Bashamichi Station



MAP B1

Hotel Associa Shin-Yokohama


- 203 rooms
 - Direct access to Shin-Yokohama Station (Shinkansen bullet train)
- (From December 2026, the hotel will rebrand as Courtyard by Marriott Shin-Yokohama Station)



MAP D5

HYATT REGENCY YOKOHAMA


- 315 rooms
- 3-minute walk from Nihon-Odori Station



MAP D5

Citadines Harbour Front Yokohama


- 242 rooms
- 1-minute walk from Nihon-Odori Station



MAP D5

Hotel Comento Yokohama Kannai

- 116 rooms
- 5-minute walk from Kannai Station



MAP C4

InterContinental Yokohama Grand

- 594 rooms
- 5-minute walk from Minatomirai Station





InterContinental Yokohama Pier 8

- 173 rooms
- 10-minute walk from Bashamichi Station



OMO7 Yokohama by Hoshino Resorts

- 276 rooms
- 1-minute walk from Kannai Station



Rose Hotel Yokohama

- 184 rooms
- 5-minute walk from Motomachi-Chukagai Station



The Yokohama Bay Hotel Tokyu

- 480 rooms
- Direct access to Minatomirai Station



THE KAHALA HOTEL & RESORT YOKOHAMA

- 146 rooms
- 8-minute walk from Minatomirai Station



Shin-Yokohama Prince Hotel

- 875 rooms
- 2-minute walk from Shin-Yokohama Station (Shinkansen bullet train)



Yokohama Bay Sheraton Hotel & Towers

- 348 rooms
- Direct access to Yokohama Station



Mitsui Garden Hotel Yokohama Minatomirai Premier

- 364 rooms
- 5-minute walk from Minatomirai



Sotetsu Hotels The Splaisir Yokohama

- 221 rooms
- 3-minute walk from Yokohama Station



Yokohama Sakuragicho Washington Hotel

- 553 rooms
- 1-minute walk from Sakuragicho Station



New Otani Inn Yokohama Premium

- 240 rooms
- Direct access to Sakuragicho Station



The Westin Yokohama

- 373 rooms
- 6-minute walk from Minatomirai Station



A

B

C



Shin-Yokohama Area

Sankeien Garden

2

3

4

5



A

B

C

Waterfront Area



Daikoku Pier
Cruise Terminal

Yokohama Bay Bridge

Yokohama Port

Yokohama Night Flowers Fireworks

Osanbashi Yokohama
International Passenger Terminal

Yokohama Red Brick Warehouse

Yamashita Park

Yamashita Park Avenue
Hotel New Grand
Yokohama Marine Tower

The Gate Hotel Yokohama
by HULIC

Motomachi-Chukagai Sta

Minato-no-Mieru Oka Park

Americayama Park

Yokohama
Chinatown

Motomachi Park

YOKOHAMA STADIUM

BASEGATE Yokohama Kannai
OMO7 Yokohama by Hoshino Resorts

Isezaki-chojamachi Sta

Hotel Comento
Yokohama Kannai

Ishikawacho Sta

Yamate Sta

Map Key

- Featured Facility
- Accommodation
- Brewery
- Tourist Information Center
- Cherry Blossoms
- Autumn Leaves
- Fireworks

- Shinkansen
- JR Line
- Private Railway
- Subway
- Yokohama Air Cabin

本誌掲載の地図は、国土地理院発行の数値地図を編集・加工して作成しました。
This map was created by editing and compiling data from a digital map issued by the Geospatial Information Authority of Japan.

TOURIST INFORMATION CENTERS

Pop into any of Yokohama's Tourist Information Centers for tips, maps, and local insights to make the most of your visit.

Yokohama Tourism Information Online

<https://www.yokohamajapan.com/>



**Yokohama Station
Tourist Information Center**



**Sakuragicho Station
Tourist Information Center**



**Osanbashi
Information Center**



**Yokohama Hammerhead
Information Center**
(commercial facilities
information only)

PORT OF YOKOHAMA

Issued by:

Port and Harbor Bureau, City of Yokohama
Yokohama City Hall, 6-50-10 Hon-cho, Naka-ku,
Yokohama, Kanagawa, 231-0005 Japan

Phone:

+81 (0)-45-671-7272

All information is correct as of March, 2026.
Contents may change depending on the
season and availability.