

Buildings can collapse



Large fires



Earthquake

The ground shakes suddenly


If a disaster strikes in Yokohama City, what will you do?

Learn about disaster preparedness in Yokohama



Roads and water pipes may be damaged

Tsunami



Landslides



Typhoons

Very strong rain and wind



Flooding
Heavy rain can make rivers overflow

[1] Do you know these Japanese words?

災害 (Sa i ga i)
Disaster

This means earthquakes, typhoons, heavy rain, tsunamis, and similar events. Many types of disasters happen in Japan.

防災 (Bo u sa i)
Disaster preparedness

When a disaster happens, daily life is disrupted. It means preparing in advance to reduce problems when disaster strikes.

地域防災拠点 (Chi i ki bo u sa i kyo te n)
Local Disaster Preparedness Center

Also called an evacuation shelter. Go there if a disaster makes it impossible to live at home. You can receive water and food.



Evacuation shelter mark

広域避難場所 (Ko u i ki hi na n ba sho)
Wide-area evacuation site

A place to evacuate to when a large fire puts your life in danger. These are large parks and open areas.



Wide-area evacuation site mark

[2] Problems after a disaster



Power outage
Electricity stops.

Lights will not work. You cannot charge your smartphone or PC. You cannot use the toilet, shower, or kitchen water.

Keep a flashlight, portable charger, and batteries at home.



Water outage
No water from tap.

You cannot use the toilet, shower, or kitchen water.

Buy and store water in advance. You can get water at the evacuation shelter.



After a large earthquake, do not flush the toilet.

Sewage pipes may be damaged. Dirty water may overflow into your rooms.

Use an emergency toilet kit at home. There are toilets at the evacuation shelter.



Garbage trucks will not come.

Do not put garbage at the collection point. Keep garbage at home until collection resumes.

Keep garbage inside your home until the city gives an announcement.



Stores may be out of stock. Stores may be closed for days.

You cannot shop.

Stock up on everyday items at home.



Trains and buses will not run.

You may be stranded and unable to return home. It may take a long time to walk home.

Check correct information.

Stores with this symbol assist people walking home



[3] Things to prepare



Stockpile

Buy what you will need in advance.

Water Food Toilet packs

What will you need?

Toilet Pack

1. Use the bag as your toilet.
2. Put the powder into the bag.
3. Tie the bag shut.
4. Store at home until garbage collection resumes.



Emergency go-bag items

Bring what you need to the evacuation shelter yourself.

Always take these with you

Passport Residence Card Cash

What will you take with you?

[4] Earthquake

If your home is safe and after an earthquake, you do not need to go to an evacuation shelter.




北淡震災記念公園 野島断層保存館にて撮影

Furniture may fall over. Things fall.



Secure furniture to the walls.

☹️ What kind of furniture is in your home?



Fires may start when no one is home.



Turn off the circuit breaker when you evacuate.

☹️ Where is your circuit breaker?



Do not use elevators when evacuating.

Use the stairs.



- ❓ What would you do if an earthquake happened right now?
- ✍️ Write down the evacuation site nearest to where you are now.

[5] Typhoon • Heavy Rain

Check the weather forecast frequently. Make sure you have accurate information before you evacuate.

警報 (Ke i ho u)
Weather warning

Check weather forecasts. A warning to be careful when very bad weather is expected.

警戒レベル (Ke i ka i re be ru)
Warning Level

An alert telling you to evacuate when a typhoon or heavy rain makes your area dangerous. If an evacuation advisory is issued for your area, evacuate at Warning Level 3 or Warning Level 4. Go to an evacuation shelter or an upper floor of a sturdy building.

Evacuation Advisory

5	Very dangerous
4	Evacuate immediately
3	Evacuate calmly
2	Prepare to evacuate
1	Monitor weather forecasts closely

Before Typhoon comes

- Tidy up around your home.
- Do your shopping in advance.
- Prepare for power outages.
- Check the arrangements with your school or workplace.

🔍 Check the hazard map for your area.

✍️ Is there a flood risk near your home? Yes No

Check for evacuation updates. Evacuate before the wind and rain get stronger.

✍️ Is there a landslide risk near your home? Yes No

Check for evacuation updates. When evacuating, take a safe route.

☹️ Is your home in a safe location?


◆ You can also get information at the Ward Office.

◆ Disaster Prevention Information Mailing List:

Get disaster alerts from Yokohama City by email. Be sure to register.



[6] During a disaster, neighbors help each other.

 Write the name of your evacuation shelter.

Go there if a disaster makes it impossible to live at home. Until you can return home, you will stay with people from your community.

防災訓練 (Bo u s a i k u n r e n)

Disaster drill

People in your neighborhood gather at the evacuation shelter. You practice what to do when a disaster happens. You learn the rules of the evacuation shelter. Join a drill.



 Neighbors I know and friends nearby

Get to know the people in your neighborhood. Say hello to your neighbors every day so you can get to know them.

自治会・町内会 (Ji chi ka i ・ Cho u na i ka i)

Neighborhood association

A community of people who live nearby. In a disaster, we help each other. If you want to join, ask at the Ward Office.



[7] How will you contact each other during a disaster? Where will you meet?

 Family emergency plan

 School / Workplace emergency plan

[8] Check correct information.

Save important, easy-to-read pages on your smartphone.

【Yokohama City information】

Disaster Prevention
Information Portal



Multi-language

Disaster
Information Page



JAPANESE

【Japan news】

NHKWORLD
- JAPAN



Multi-language

【Smartphone App】

Safety Tips



Multi-language

[9] Yokohama Disaster Information Center for Foreign Residents

Provides information to foreign residents when a disaster happens.
You can get help and advice when you are affected by a disaster.



Multi-language

[10] Free Wi-Fi



00000JAPAN

FIVE ZERO JAPAN

During a disaster, free Wi-Fi becomes available.
Anyone can use it right away.



JAPANESE



ENGLISH

[11] If you have children



Ask teachers what your family should do if a disaster happens while your child is at school (kindergarten or nursery school).

[12] If you have pets

Stock up on food and toilet supplies for your dogs, cats, and other pets. When evacuating, put your pet in a carrier and take them with you.

